

MEASURE INSTRUCTION


OUTSIDE MOUNTED SHUTTERS

Measuring for shutters is easy. Just follow these simple steps and you will be on your way to ordering beautiful new shutters for your windows.

Before you start, you will need:



**A STEEL
MEASURING TAPE**
(1/8" increments)



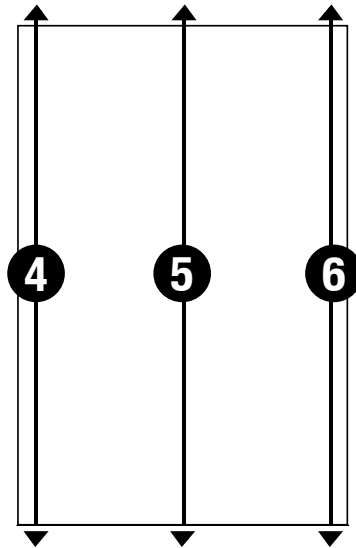
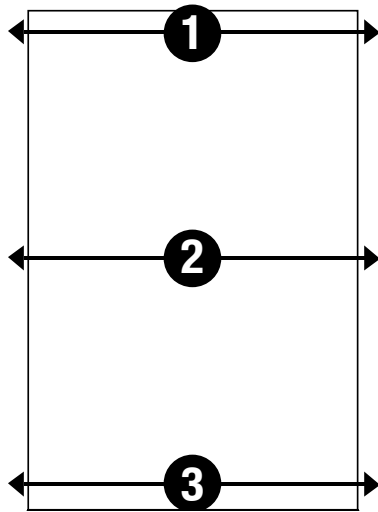
PENCIL



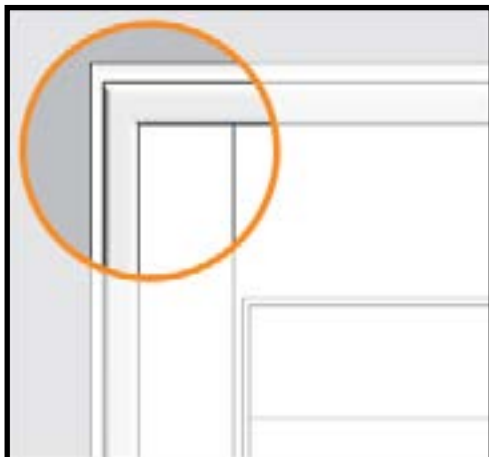
**PIECE OF
PAPER**

You can also download our handy printable measuring worksheet found on all [Selectblinds.com](https://www.selectblinds.com) product pages.

Measure the inside of the window in 6 locations. First, measure the exact width from left to right of the inside edge of the window frame in 3 places; the top, middle, and bottom. If these measurements are different, record the largest width measured to the nearest 1/8”.



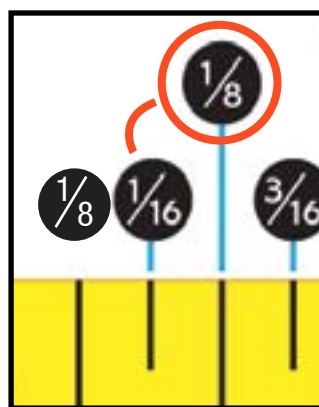

Repeat these steps for the height, but measure from the top to bottom of the window casing in three places; top left, center, and the top right down to the window sill. **Record the largest height measured to the nearest 1/8”.**



If you are choosing a Standard L Frame shutter, you will add 4” to the width measurement. For this frame type, you will need to add 2” to the height measurement if you have a window sill, or add 4” to the height if your window does not have a sill.

If you prefer the Designer Frame, you will add 5” to the width measurement. For this frame type you will need to add 2 ½” to the height measurement if you have a window sill, or add 5” to the height if your window does not have a sill.

If you prefer the **Deco Frame,** you will add 5 ½” to the width measurement. For this frame type you will need to add 2 ½” to the height measurement if you have a window sill, or add 5” to the height if your window does not have a sill.



Please remember if you are coming up with 1/16” increments, you will need to round up to the nearest 1/8” .

Don't stress, if you need extra help measuring or ordering your new shutters, feel free to contact our customer service team by phone at **888-257-1840** or by using the Live Chat feature on our website. Our friendly agents are shutter experts and are always happy to help.

*Representantes que hablan español estan disponibles.
You also might want to check out our FAQ's or Glossary page for general window covering questions.
www.selectblinds.com